



# Let's Celebrate Everywhere and Everyday!

A workshop on teaching festivities and culture all year round and all around the world

By Joanna carter



## In today's workshop will discuss.....

- planning festivities and celebrations for the whole school year
- festivities as part of culture and the English language
- 5 ways of making festivities part of the English curriculum
- practical activities, models and lesson plans



# Question for you!



What festivities have you taught in your English lessons?



# TASK : Can you match these festivities to the months of the year for 2016?

January	February	March	April	May
June	July	October	November	December

Eid el Fitr

Father's Day

Guy Fawkes

Pancake Day

Australia Day

World Water  
Day

Diwali

Hannukah

Europe Day

April Fool's  
Day



# Festivities Calendar for English Speaking Countries 2016

<b>January</b> Australia Day Hogmanay	<b>February</b> Valentine's Day Pancake Day Chinese New Year 100 Days of School	<b>March</b> Easter St Patrick's Day Mother's Day World Water Day	<b>April</b> April Fools' Day	<b>May</b> Mother's Day No Bullying Day Europe Day
<b>June</b> Father's Day	<b>July</b> Eid el Fitr Independence Day	<b>October</b> Grandparents' Day Diwali	<b>November</b> Guy Fawkes Halloween Thanksgiving	<b>December</b> Christmas Hannukah

- ✓ Create one every year at the beginning of the school year
- ✓ Pick and choose the festivities you want to do.



# How and where can you find information and ideas on festivities?



- This Webinar!
- Let's Be Friends - Let's Celebrate Together 2+3
- [www.pearson.it](http://www.pearson.it) -risorse didattiche



# Question for you!



Why do you include festivities in your English lessons?



# Why include festivities in the Primary English language lesson?

*Festivities,*

celebrations and special days form an integral part of any community's and country's way of life, habits, customs and

**CULTURE**





# Why teach culture in the classroom?

All over Europe learning programs include:

cultural awareness

intercultural learning

The aim is to enhance and promote an understanding of one another on an international level

## Citizenship



# What is 'cultural awareness' and 'intercultural learning'?

Discovering and knowing about other people and cultures

'the role of the teacher is to encourage and help bring about this discovery, drawing attention to the fact that the differences in relation to the pupils' own habits and day-to-day lives are to be seen in a positive light.

This awareness adds to the sum of the pupils' knowledge of humanity and the world'

Brewster et al (1992)



# What is 'cultural awareness' and 'intercultural learning'?

Children need to know about and understand other people to be fully educated and fully operative in today's global environment



# Why teach culture in the Primary English classroom?

- Language and culture cannot be separated
- Use the English language to discover the habits, customs, traditions and day-to-day lives of other people
- Primary school children have little access to the world outside school
- If we bring culture to the English classroom, we bring the outside world to the English classroom
- Children are more motivated. English lessons become relevant, valid and meaningful



# 5 Ways To Teach Festivities Successfully



# 1. Let's integrate with the language curriculum

- Don't just teach a list of vocabulary
- Use festivities to review and revise language items



# THE EASTER BUNNY!

EARS

EYES


NOSE

TEETH

MOUTH



# THE EASTER BUNNY!



---

He's got long ears.  
He's got a small nose.

He's got big eyes.  
He's got white teeth





# Using winter characters to revise He's got...She's got + clothes or appearance



## 2. Let's include everybody and celebrate diversity!

- Children make observations and comparisons between the target culture and their own lives and ways of doing things



# Questions for you!



How do you celebrate the New Year?

When is New Years Eve?


Is it the same date for everybody?




# The Hindu New Year - 30th October 2016

## Diwali

1 Read and answer. Are there presents at Diwali?



diyas



barfi

**Diwali** is the Festival of Lights. It's in October or November. It's a festival from India and celebrates the Hindu new year. In Britain, at Diwali, there are beautiful lights - 'diyas' - in the windows of houses and shops and in the streets. There are drawings of flowers on the floor - 'rangoli'. They are lots of different colours. People tidy their homes and wear new clothes. They give presents of sweets - 'barfi' - to their families and friends. There are often a lot of fireworks, too.



rangoli

2 Read again and circle the correct answer.

- 1 Diwali is a festival from **China** / Britain / India.
- 2 Diyas are **houses** / lights / windows.
- 3 Rangoli are drawings of **flowers** / shops / houses.
- 4 People tidy their **hair** / homes / clothes.
- 5 Barfi are presents of **money** / fireworks / sweets.

Our Discovery  
Island



# The Chinese New Year - 8th February 2016

## British Life

### The Chinese New Year

1 Read and answer. Why is red an important colour?



lanterns



envelope



dragon dance

The first day of the **Chinese New Year** is always different because it starts when there is a new moon. It's in January or February. In Britain there are parades in the streets with dragon dances, lion dances, fireworks and red and gold lanterns. Chinese people wear new red clothes and visit friends. Grandparents and parents give children red envelopes with money or sweets. Red is an important colour because it's for good luck.

2 Read again and answer.

- 1 When is Chinese New Year?
- 2 What are in the parades?

- 3 What do Chinese people wear?
- 4 What presents do children have?

## Our Discovery Island




# What's the same and what's different?













	Indian New Year	Chinese New Year	Italian New Year
There are fireworks			
There are presents			
There is special food			
There are special clothes			



# Let's Celebrate Together Let's Be Friends

3  Ascolta e ripeti i nomi degli animali del calendario cinese. Completa.

In Cina il Capodanno si festeggia a gennaio o a febbraio.

1  ra _	2  ox	3  t_g_r _	4  _a_bi _
5  dragon	6  s_a_e	7  ho_s _	8  _he_p
9  _o_k_y	10  rooster	11  d_g	12  _ig

4 Osserva il calendario cinese. Scopri i segni dei tuoi amici e parenti.

I was born in 2010.  
I'm a tiger.



December  
31<sup>st</sup>

# Welcoming the New Year

Let's Celebrate Together  
Let's Be Friends

1  Ascolta i bambini che descrivono le loro usanze di Capodanno.



1 We watch fireworks in the sky.



2 We eat panettone. It's a special cake.



3 We watch the dragon dance.

2 E tu come festeggi l'anno nuovo? Disegna e commenta.



Happy to be me

10 ten



# Favourite Festivities

Let's Celebrate  
Together  
Let's Be Friends

1  $\frac{2}{5}$  Ascolta i bambini. Completa le frasi con le parole indicate.

presents

coal

Carnival



My name is Valentina. I'm Italian.  
My favourite festivity is in January.  
It's *La Befana*.  
*La Befana* is an old woman.  
She has got a broom. She has got  
a lot of sweets and .....



My name is Aisha.  
I'm African American.  
My favourite festivity is Kwanzaa.  
It's in December.  
We celebrate for seven days.  
On the last day we receive  
.....



My name is Pedro.  
I'm Brazilian.  
My favourite festivity  
is .....  
People wear beautiful  
costumes and they dance  
the samba.



2 Completa e disegnati mentre festeggi la tua festa preferita.



What's your favourite festivity?

**Favourite Festivity**

.....  
.....  
.....

**Date**

.....  
.....

**Symbols**



**Happy to be me**



Let's Celebrate  
Together  
Let's Be Friends



# Model for Writing

## My Favourite Festival

(Name of festival) \_\_\_\_\_ is in \_\_\_\_\_. I  
(go/don't go) \_\_\_\_\_ to school on this day.  
My favourite thing is \_\_\_\_\_. The  
weather is usually \_\_\_\_\_ and \_\_\_\_\_.  
We eat \_\_\_\_\_ and \_\_\_\_\_.


(illustration)



# Let's see our similarities and learn to respect our differences!




### 3. Let's cater for different learning styles



V

VISUAL



A

AUDITORY



K

KINEASTHETIC



# THE EASTER BUNNY!

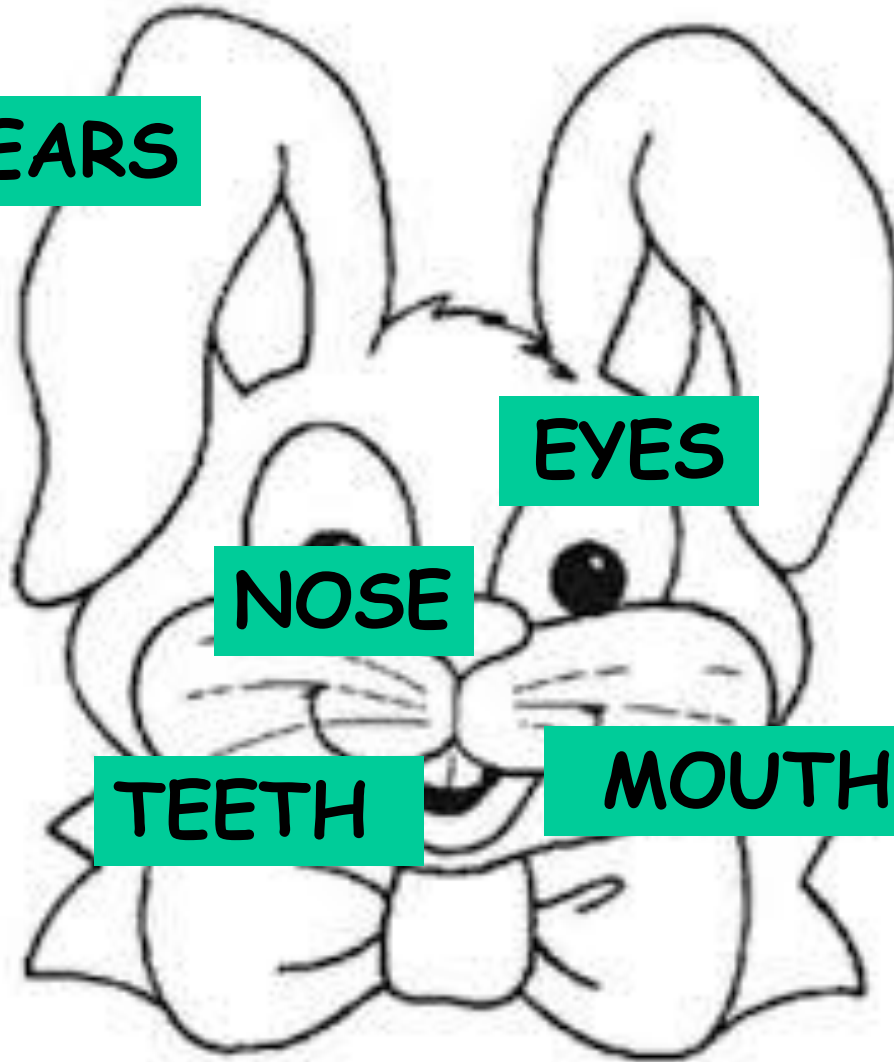
EARS


EYES

NOSE

TEETH

MOUTH





Let's Celebrate  
Together  
Let's Be Friends



**scissors**



**cut**

**felt-tip pens**



**glue**






**colour**

**stick**






# Let's Celebrate Together Let's Be Friends

3   Ascolta e ripeti la canzone. 

*You put your long ears in.  
You put your long ears out.  
You put your long ears in.  
And you shake them all about.  
Now do the Bunny Pokey  
and hop all around.  
That's what it's all about.*



4  Ascolta e colora le uova.



# What do all these things have in common?



# World Water Day

## 22nd March



# World Water Day Background

New global observance

Proposed in 1992 by the UN and became a  
holiday in 1993

People should turn off taps and not use them  
for one entire day to conserve water and  
appreciate this valuable resource



# World Water Day Background

71% of the Earth's surface is covered by water  
1% is drinkable

Many countries cannot provide clean, safe or  
enough water for citizens



# World Water Day

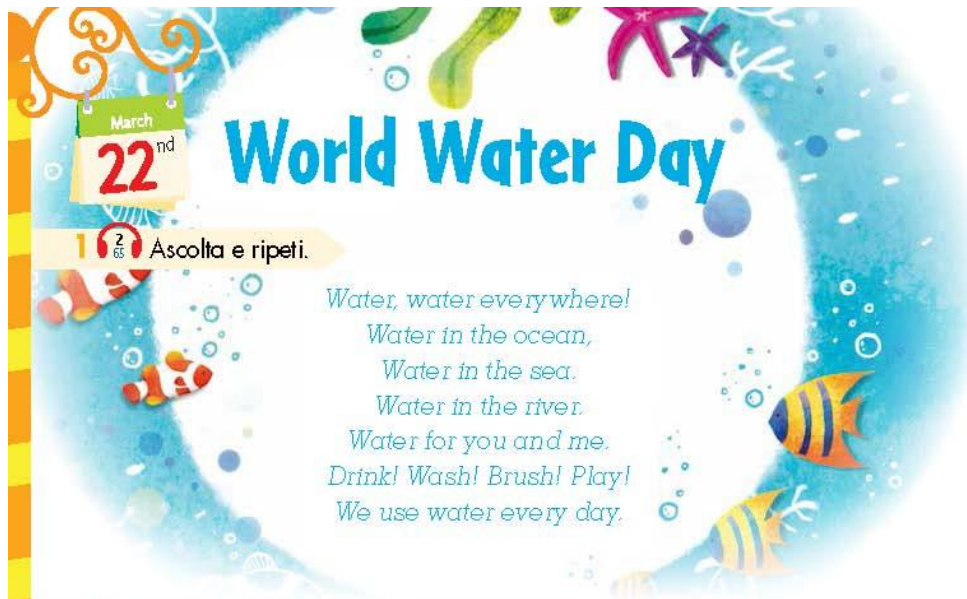
## Background


It's important that children understand and appreciate the importance of water

We can help them learn to conserve water and how to help other countries provide clean safe water for their citizens




Let's Celebrate  
Together  
Let's Be Friends



1  Ascolta e ripeti.

*Water, water everywhere!  
Water in the ocean,  
Water in the sea.  
Water in the river.  
Water for you and me.  
Drink! Wash! Brush! Play!  
We use water every day.*

2  Ascolta quello che dicono questi bambini.  
Indica con un tick (✓) le cose che fai tu con l'acqua.



I cook.



I have a bath.



I do the  
washing.



I water the  
flowers.



I wash the car.



I put out fires.



I brush my teeth.




I go swimming.

14 fourteen



## 4. Let's go cross-curricular!

- We can use many festivities and celebrations as a springboard for introducing CLIL style lessons into the English classroom.



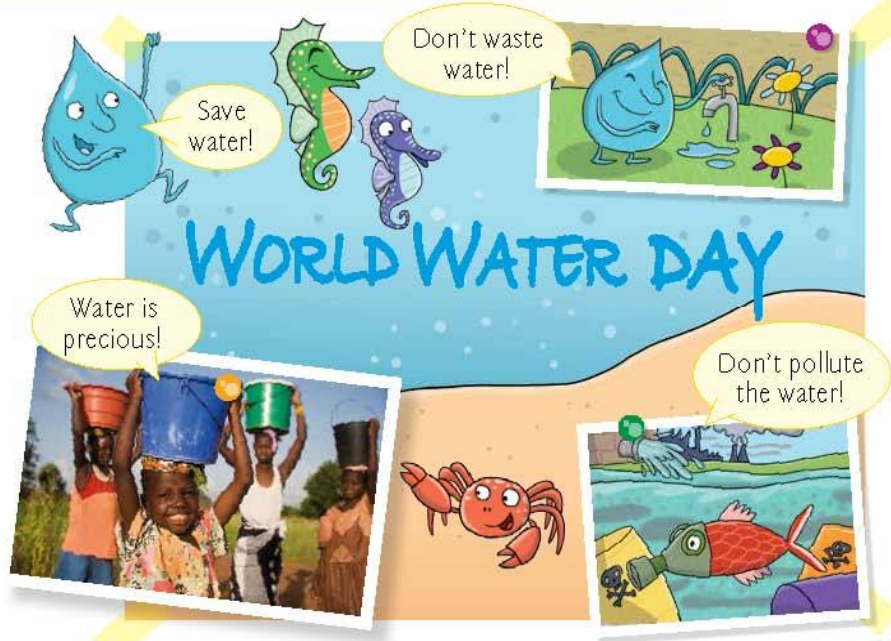


3 Quali persone hanno comportamenti corretti?  
Indicale con un tick (✓) e commenta.

**DON'T WASTE WATER!**



4   Ascolta e ripeti. Crea un poster per il *World Water Day* da esporre nella tua scuola. Commentalo.



fifteen 15

Let's Celebrate  
Together  
Let's Be Friends

Citizenship



# RESPECT THE SEA

WATER

CITIZENSHIP

1 Listen, read and match. Cut and glue. 220

The WWF (World Wildlife Fund) writes some important rules for protecting the sea.

Our life depends on the health of the sea and preservation of biodiversity.

Life in the sea depends on what people throw into the water and what they take out from the sea.

Here are some rules you should respect.

**1** Don't throw plastic containers into the sea: they are indestructible. Plastic bags are terrible for sea life. You can find them on the beach, on the bottom of the sea... even in whales' stomachs!

**2** Beaches are for everyone! Take home your rubbish after a picnic: don't leave it on the beach!

**3** Don't hunt for fish underwater! It's more fun to watch them with a mask!



KEY VOCABULARY

beach *spiaggia* • bottom *fondo* • containers *contenitori*  
 • health *salute* • indestructible *indistruttibile* • rubbish *spazzatura*  
 • rules *regole* • to hunt *cacciare* • whales *balene*

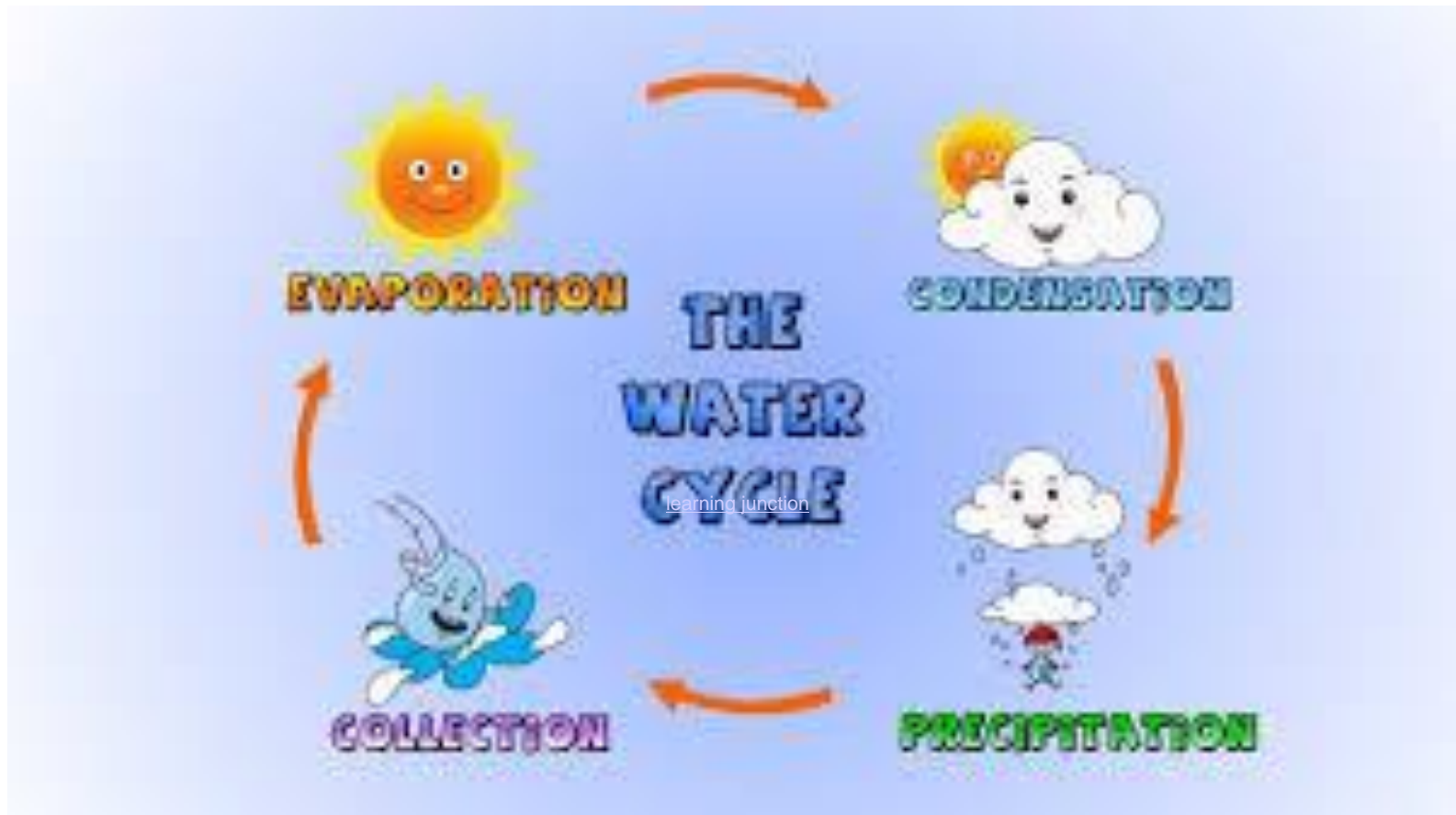
© PEARSON ITALIA

# Let's Start CLIL

## Citizenship



# Science/Geography



The Water Cycle - How rain is formed - Lessons for kids- You Tube



# THE WATER CYCLE


1 Listen, look and match. 169

- |  |   |   |   |
|--|---|---|---|
| <p>1 It rains.</p> <p>2 The wind pushes clouds over the land.</p> <p>3 Water evaporates.</p> <p>4 Rivers carry the rainwater to the sea.</p> | <p><input type="checkbox"/></p> <p><input type="checkbox"/></p> <p><input type="checkbox"/></p> <p><input type="checkbox"/></p> | <p>5 Vapour forms clouds.</p> <p>6 The sun is hot.</p> <p>7 The water cycle starts again.</p> | <p><input type="checkbox"/></p> <p><input type="checkbox"/></p> <p><input type="checkbox"/></p> |
|--|---|---|---|

2 Listen and complete. 170

sea • water • sun • rain

- The ..... warms up sea water and the water evaporates.
- When it cools, it forms ..... clouds.
- Rivers carry the rain to the .....
- This is part of the ..... cycle.



**KEY VOCABULARY** clouds *nuvole* • cycle *ciclo* • land *terra* • rainwater *acqua piovana* • rivers *fiumi* • sea *mare* • to evaporate *evaporare* • to warm up *riscaldare* • vapour *vapore*

Let's Start  
CLIL

Geography



May 4<sup>th</sup> **No-Bullying Day** 

1  Ascolta e ripeti. Numera le foto.



*Friends, friends!  
Let's be friends!*



- 1 Friends listen!
- 2 Friends share!
- 3 Friends help you!
- 4 Friends care!



2 Impara come si dice 'Be my friend' con il linguaggio dei segni.



Let's Celebrate Together  
Let's Be Friends

# Citizenship



February

# 100 Days of School



1 Ascolta e ripeti.  
Conta da uno a cento.


I'm 100 days  
smarter!

Me, too!



10, 20, 30 days of school,  
40, 50, 60 days of school,  
70, 80, 90 days of school,  
100 days of school!

2 Conta fino a 100 numerando per due.  
Scrivi i numeri mancanti. Colora il numero 100.



12 twelve

Let's Celebrate  
Together  
Let's Be Friends

## Maths



## 5. Let's develop 'competenze' through festivities

- In relazione alle proprie potenzialità e al proprio talento si esprime in ambiti motori, artistici e musicali che gli sono congeniali. Competenza 8
- Rispetta le regole condivise, collabora con gli altri per la costruzione del bene comune esprimendo le proprie personali opinioni e sensibilità. Competenza 11



Utilizza gli strumenti di conoscenza per comprendere se stesso e gli altri, per riconoscere ed apprezzare le diverse identità, le tradizioni culturali e religiose, in un'ottica di dialogo e di rispetto reciproco.

**Competenza 7**



Children of the world united!





# Spazio Scuola Primaria

## il portale per i docenti della Scuola primaria

PEARSON IMPARARE SEMPRE

Login | Registrati

CHI SIAMO > Home Aree Disciplinari Spazio Scuola Primaria

CATALOGO >

OFFERTA DIGITALE >

PEARSON ACADEMY >

AREE DISCIPLINARI > Spazio Scuola Primaria

Insegnare Italiano

Università e Ricerca

SERVIZI >

CONTATTI >

**Digital Literacy**  
Le competenze digitali per insegnare nel XXI secolo

**Spazio Scuola Primaria**

**Per crescere insieme abbiamo costruito un progetto**

Con I Pinguini e Lang-Longman al fianco degli insegnanti e dei loro alunni

**VIENI A CONOSCERCI**

DSA

IMPARARE FACENDO

RISORSE DIDATTICHE

CATALOGO

INVALSI

**Contenuti disciplinari**  
**Esercitazioni e materiali**  
**Approfondimenti**  
**Consigli di lettura Formazione**

<http://www.pearson.it/scuola-primaria>



# Informazioni utili

- Gli **attestati di partecipazione** vi saranno inviati via e-mail
- Riceverete inoltre un' e-mail contenente le istruzioni per scaricare, dal sito Pearson, i **materiali** presentati oggi



# Prossimi appuntamenti:

**21 aprile 2016**

**Lingue, persone, conoscenze e creatività.  
La L2 come creatività condivisa**

*Leslie Cameron-Curry*

---

**28 aprile 2016**

**How to be even more confident and competent with CLIL. A  
further guide to using CLIL in the English classroom**

*Joanna Carter*



# Spazio Scuola Primaria il portale per i docenti della Scuola primaria



The screenshot shows the Pearson Scuola Primaria website. At the top, there is a green navigation bar with the Pearson logo and the tagline "IMPARARE SEMPRE". Below this, a search bar and navigation links for "Login" and "Registrati" are visible. The main content area features a large header with the text "Spazio Scuola Primaria" and a silhouette of a child holding a kite. Below the header, there is a section titled "Per crescere insieme abbiamo costruito un progetto" with a sub-header "Con I Pinguini e Lang-Longman al fianco degli insegnanti e dei loro alunni" and a "VIENI A CONOSCERCI" button. At the bottom, there are five icons representing different services: DSA, IMPARARE FACENDO, RISORSE DIDATTICHE, CATALOGO, and INVASI.

**Contenuti disciplinari**  
**Esercitazioni e materiali**  
**Approfondimenti**  
**Consigli di lettura**  
**Formazione e**  
**aggiornamento**

<http://www.pearson.it/scuola-primaria>



# Pearson Academy su Facebook

facebook [Sign Up](#)    Keep me logged in [Forgotten your password?](#)

**Pearson Academy - Italia** is on Facebook.  
To connect with Pearson Academy - Italia, sign up for Facebook today.  
[Sign Up](#) [Log In](#)

**PEARSON** **Pearson Academy - Italia**  
Publisher

[Timeline](#) [About](#) [Photos](#) [Reviews](#) [More](#)

**PEOPLE** [>](#)

★★★★★  
5,672 likes  
17 visits

**ABOUT** [>](#)

via Archimede, 51  
Milan, Italy  
02 748231  
<http://www.pearson.it/>

**PHOTOS** [>](#)

**Pearson Academy - Italia**  
17 hrs · [🌐](#)

#Appuntamenti Da mercoledì 21 ottobre vi aspettiamo online con Franca Da Re per il minicorso "Dalla certificazione di competenze alla didattica". Un ciclo di tre webinar rivolti agli insegnanti di tutte le discipline della Scuola primaria e della Scuola secondaria di primo grado, nel quale affronteremo il tema dello sviluppo delle competenze a partire dalla loro certificazione.

**Dalla certificazione di competenze alla didattica**  
Vi aspettiamo online mercoledì 21 ottobre, giovedì 29 ottobre e giovedì 5 novembre.  
PEARSON.IT

[Like](#) [Comment](#) [Share](#)

Giovanna D'Elia, Gabriella Campione, Eliana Rocco and 55 others like this.

## Seguiteci su Facebook!

Potrete restare aggiornati sui prossimi appuntamenti di formazione, ricevere articoli, approfondimenti, notizie sulla scuola in Italia e nel mondo, e molto altro.

E potrete naturalmente condividere quello che vi piace o lasciare commenti.

## Pagina Fan

## "Pearson Academy – Italia"



# Thank you for your attention!

